

TEL. 9575997, 9567298, 9554725

JANATA BANK LIMITED

For Previous Rate Sheet Click

PABX-575,

TREASURY DEPARTMENT

<https://goo.gl/URA0t4>

Mail: fxdeal@janatabank-bd.com

HEAD OFFICE, DHAKA

Exchange Rate Circular - 30

INDICATIVE ONLY: Rates may vary in the

DATE: 11 Feb 2020

EFFECTIVE DATE: 11 Feb'2020

same day

Tuesday

A) CROSS RATE OF SYD, TOK, HKG & S.E. ASIAN MARKETS AS ON 11/02/2020

	GBP/USD	EUR/USD	USD/JPY	USD/C.DLR	USD/S.FRA	AUD/USD
SELLING	1.2919	1.0917	109.8400	1.3304	0.9781	0.6740
BUYING	1.2918	1.0916	109.8600	1.3305	0.9782	0.6740

B) JANATA BANK LTD'S CASH

CURRENCY & T.C TO PUBLIC TK PER UNIT OF FOREIGN CURREN

SELLING	CURRENCY	BUYING	SELLING	CURRENCY	BUYING
87.6000	US Dollar	86.6000	23.6000	Saudi Riyal	22.7000
111.9000	G. B. Pound	110.2000	24.0000	UAE. Dirham	23.0000
94.8000	Euro	92.4000	20.7000	MAL. Ringit	19.4000
60.3000	Aus. Dollar	58.3000	1.2600	Indian Rupee	1.1800

BE SAME AS SELLING T.T.& O.D AND BUYING O.D. TRANSFER

C)	SELLING		NAME OF CURRENCY	BUYING			
	T.T.& O.D.	B.C.		T.T.CLEAN	T.T.DOC	O.D.SIGHT EXP.BILLS	O.D. TRANSFER
	84.9500	84.9500	US Dollar	84.2000	84.1500	84.1000	83.9000
	110.6799	110.8187	G. B. POUND	109.3930	109.0767	108.8574	108.4180
	94.9277	95.0604	EURO	93.6240	93.2758	93.0559	92.1861
	0.7955	0.8009	JP. YEN	0.7745	0.7677	0.7665	0.7637
	65.8555	65.9993	CAN. DLR	65.7409	65.5677	65.3719	64.7661
	87.4962	87.6668	SWISS. FRANC	86.8489	86.6569	86.5742	86.4715
	222.2109	222.7752	OMANIAN RIYAL	219.1444	218.9107	218.2686	217.9466
	11.0000	11.4251	H.K. DLR	10.9155	10.9039	10.8721	10.8402
	62.8704	64.3420	SING. DLR	63.0707		62.8277	61.1896
	2.7438	2.7548	THI. BAHT	2.7167		2.7059	2.6979
	20.6765	20.7337	MAL. RINGIT	20.4635		20.3821	20.3225
	23.3010	23.3092	UAE. DIRHAM			22.9816	22.9143
	22.8177	22.8757	SAUDI RIYAL			112.4438	112.1100
	23.4874	23.9392	QATAR RIYAL				22.7013
	284.5595	284.8582	KUWAIT DINAR				276.0000
	224.0267	224.1063	BAHRAIN DINAR				219.2775
	13.0086	13.2196	CHINESE YUAN				11.5000

D) USANCE RATE:	30 DAYS	60 DAYS	90 DAYS	120 DAYS	150 DAYS	180 DAYS
US Dollar	83.5988	83.1077	82.6165	82.1253	81.6342	81.1430
G. B. POUND	108.2193	107.5811	106.6695	106.3049	105.6668	105.0286
EURO	92.5098	91.9636	91.1834	90.8713	90.3252	89.7791

E) FORWARD RATE:		1 MONTH	2 MONTHS	3 MONTHS	6 MONTHS	1 YEAR
SELLING	US Dollar	86.0894	86.5287	86.9181	88.2861	0.0000
BUYING	US Dollar	85.0982	85.1964	85.4946	85.6893	0.0000


F) NFCD INTT RATE, EFFECT ON: 01.02.2020 To 15.02.2020	1 MONTH	3 MONTHS	6 MONTHS	12 MONTHS
US Dollar	1.39525	1.52713	1.52925	1.59713
G. B. POUND	0.37975	0.45088	0.50150	0.56375
EURO	0.00000	0.00000	0.00000	0.00000

G) LIBOR AS ON 10/02/2020, 60 DAYS 1.71275 90 DAYS 1.71313 180 DAYS 1.72063


H) INDICATIVE RATE OF 01 SDR, USD WITH NTL, CUR OF ACU MEMBERS AS IMF RATE 08/02/2020	IN.RS	N.RS	SL.RS	PK.RS	BD TK	USD
USD 1	71.8255	115.5298	183.7932	141.2615	84.5800	
SDR 1	98.4649	158.3787	251.9603	193.6540	115.9499	1.3709


IN CASE OF AUS. DOLLAR CASH RATE WILL BE USED FOR T.T ALSO

Rates mentioned in row C, D, E and F are applicable only for bank's own customers.


 Md. Nur Islam
 PO
 Prepared By


 Md. Mokhlesur Rahman
 SPO
 Checked By


 M.M. Awrangzeb
 AGM
 Authorised Signature


 Md. Tofazzal Hossain
 DGM
 Authorised Signature